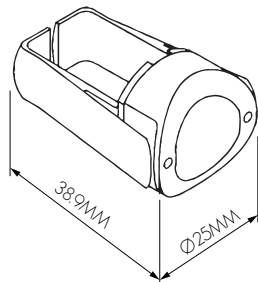
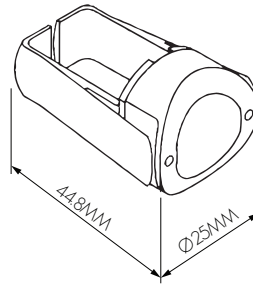


PRODUCT OVERVIEW




LED SPOT FOR RR20

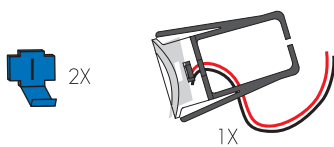


LED SPOT FOR RR26

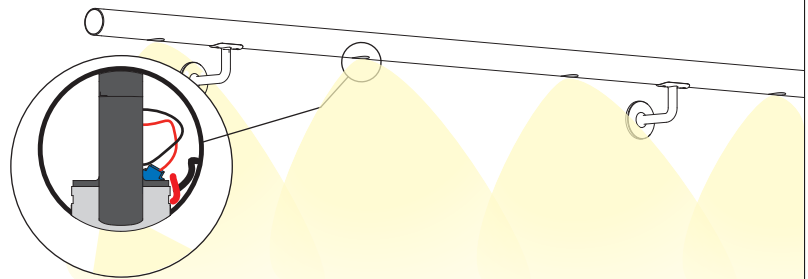
PRODUCT OVERVIEW



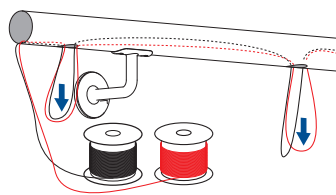
COMPONENTS REQUIRED



DESIRED OUTCOME

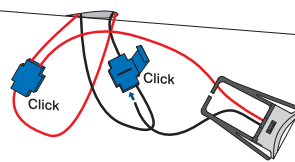


1 FEED WIRES INTO HANDRAIL



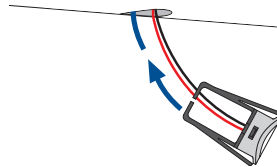
CABLE LENGTH = TUBE LENGTH + CABLE BEND LENGTH (100MM) + 10%

2 CONNECT SPOT LIGHTS TO WIRES IN PARALLEL



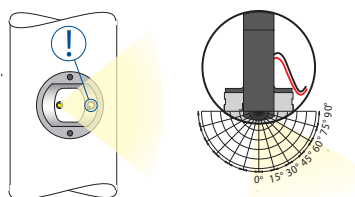
USE APPROPRIATE IP RATED CONNECTORS FOR EXTERIOR APPLICATIONS

3 PUSH WIRES & CONNECTORS INTO HANDRAIL



! ENSURE CORRECT ORIENTATION OF LED

'Q' INDICATES DIRECTION OF BEAM



4 INSTALL SPOT LIGHT INTO HANDRAIL



FINISH

